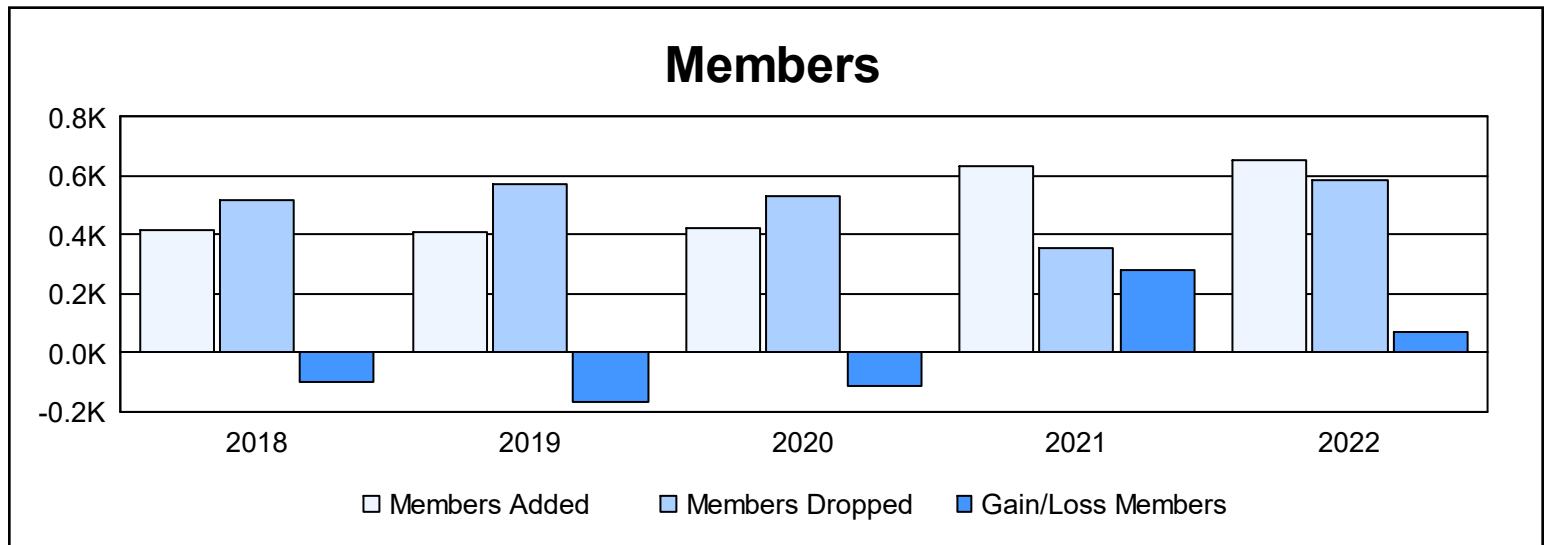
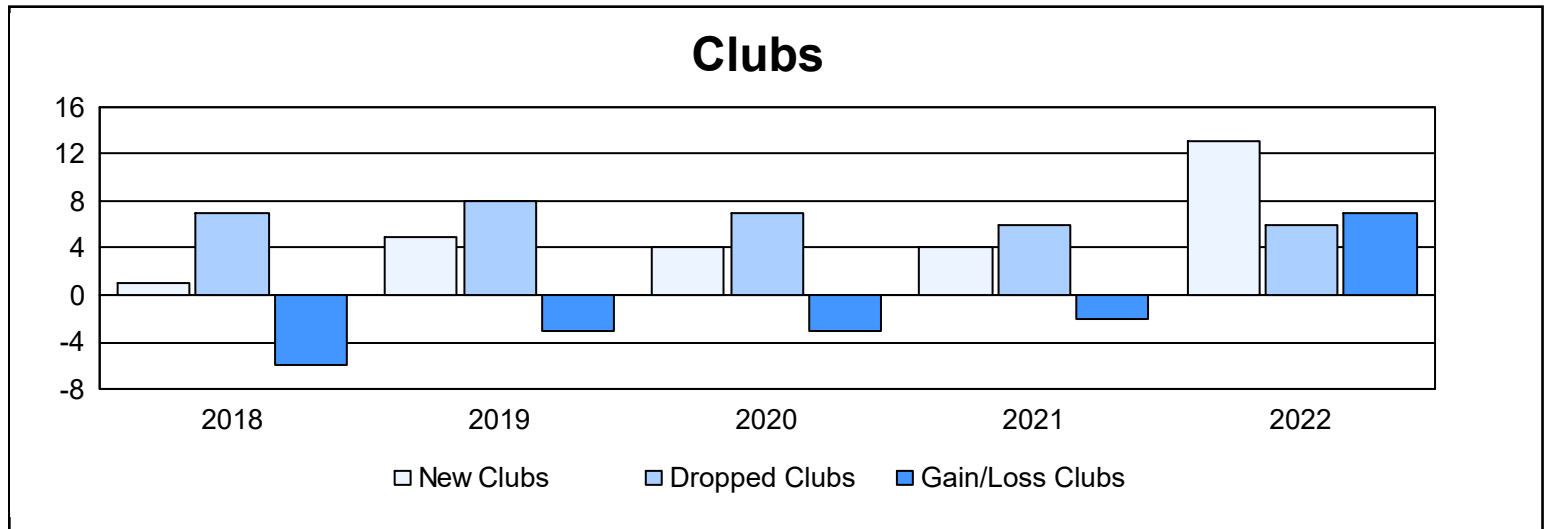
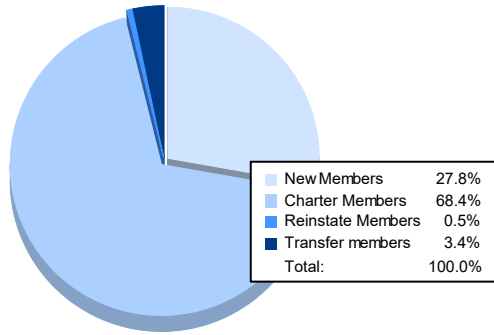


Year	New Clubs	Dropped Clubs	Gain/ Loss Clubs	New Members	Charter Members	Reinstate Members	Transfer Members	Total Member Added	Total Members Dropped	Gain/ Loss Members
2017-2018	1	7	-6	379	29	3	5	416	517	-101
2018-2019	5	8	-3	275	107	18	7	407	571	-164
2019-2020	4	7	-3	214	173	22	14	423	534	-111
2020-2021	4	6	-2	479	119	30	5	633	352	281
2021-2022	13	6	7	181	445	3	22	651	583	68
<b>Average</b>	<b>5</b>	<b>7</b>	<b>-1</b>	<b>306</b>	<b>175</b>	<b>15</b>	<b>11</b>	<b>506</b>	<b>511</b>	<b>-5</b>



### Membership Composition June 2022 Cumulative



### Gender Composition June 2022 Cumulative

